

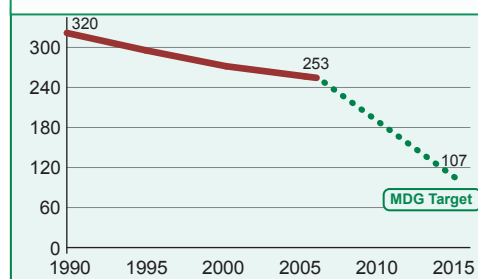


DEMOGRAPHICS

Total population (000)	13,737 (2006)
Total under-five population (000)	2,713 (2006)
Births (000)	683 (2006)
Birth registration (%)	32 (2006)
Under-five mortality rate (per 1000 live births)	253 (2006)
Infant mortality rate (per 1000 live births)	148 (2006)
Neonatal mortality rate (per 1000 live births)	43 (2006)
Total under-five deaths (000)	173 (2006)
Maternal mortality ratio (per 100,000 live births)	1,800 (2005)
Lifetime risk of maternal death (1 in N)	7 (2005)
Total maternal deaths	14,000 (2005)

Under-five mortality rate

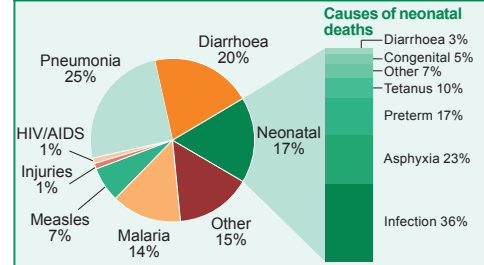
Deaths per 1000 live births



Source: UNICEF, 2006

Causes of under-five deaths

Globally more than one third of child deaths are attributable to undernutrition



Source: WHO, 2006

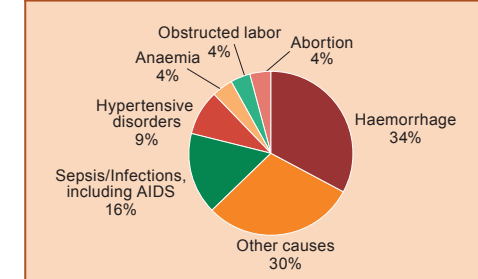
Source: Lawn JE, Cousens SN for CHERG (Nov 2006)

MATERNAL AND NEWBORN HEALTH

Unmet need for family planning (%)	16 (2006)
Antenatal visits for woman (4 or more visits, %)	15 (2006)
Intermittent preventive treatment for malaria (%)	0 (2006)
C-section rate (total, urban, rural, %) (Minimum target is 5% and maximum target is 15%)	1, 5, 0 (2006)
Early initiation of breastfeeding (within 1 hr of birth, %)	48 (2006)
Postnatal visit for baby (within 2 days for home births, %)	---

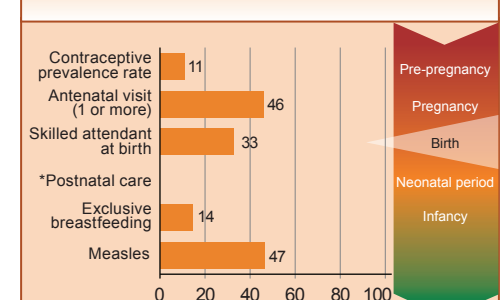
Causes of maternal deaths

Regional estimates for Africa, 1997-2002



Source: Khan, Khalid S., et al, Lancet 2006;367:1066-74

Coverage along the continuum of care



Source: DHS, MICS, Other NS
*See Annex for indicator definition

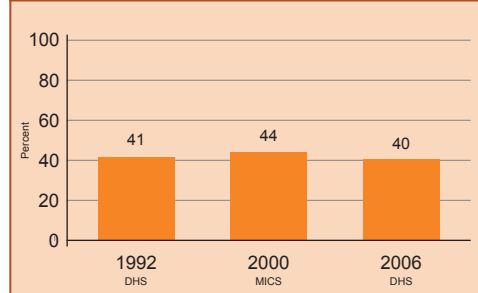
INTERVENTION COVERAGE FOR MOTHERS, NEWBORNS AND CHILDREN

NUTRITION

Stunting prevalence (moderate and severe, %)	55 (2006)	Complementary feeding rate (6-9 months, %)	62 (2006)
Wasting prevalence (moderate and severe, %)	12 (2006)	Low birthweight incidence (%)	13 (2000)

Underweight prevalence

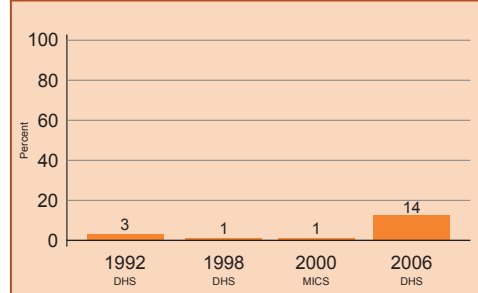
Percent children < 5 years underweight for age*



*Based on 2006 WHO reference population

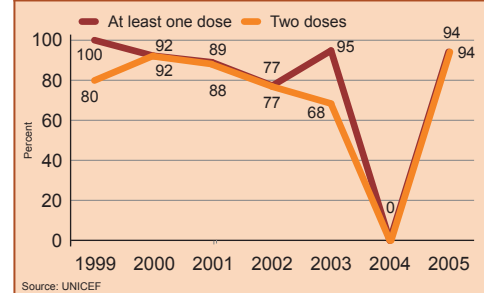
Exclusive breastfeeding

Percent infants < 6 months exclusively breastfed



Vitamin A supplementation

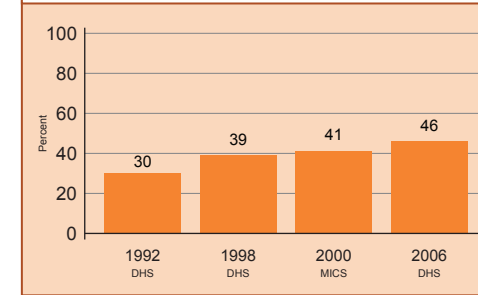
Percent children 6-59 months receiving Vitamin A doses



Source: UNICEF

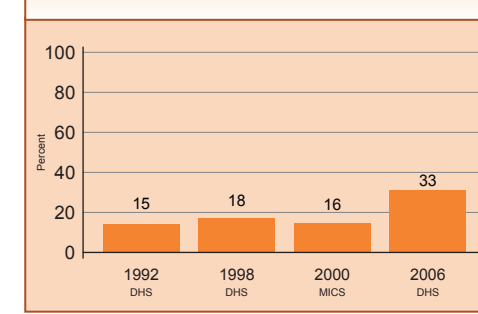
Antenatal care

Percent women aged 15-49 years attended at least once by a skilled health provider during pregnancy



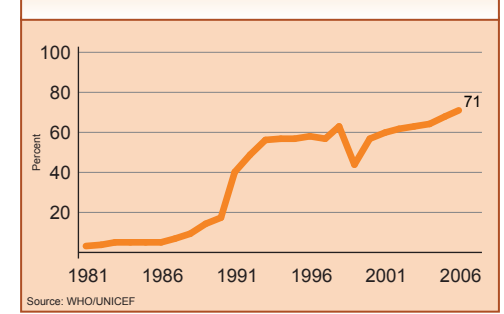
Skilled attendant at delivery

Percent live births attended by skilled health personnel



Neonatal tetanus protection

Percent of newborns protected against tetanus

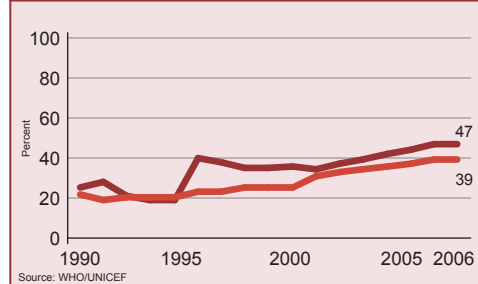


Source: WHO/UNICEF

CHILD HEALTH

Immunization

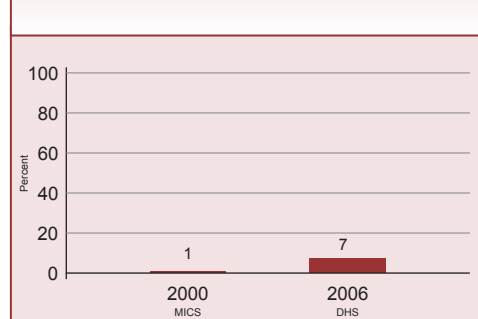
Percent of children immunised against measles
Percent of children immunised with 3 doses DPT
Percent of children immunised with 3 doses Hib



Source: WHO/UNICEF

Malaria prevention

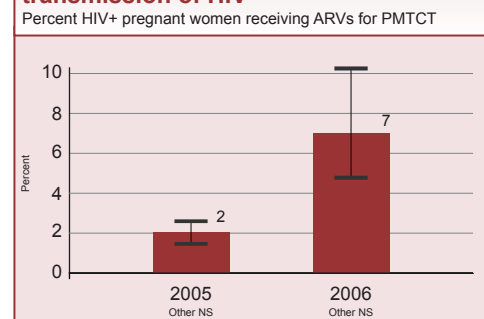
Percent children < 5 years sleeping under ITNs



Source: MICS, DHS

Prevention of mother to child transmission of HIV

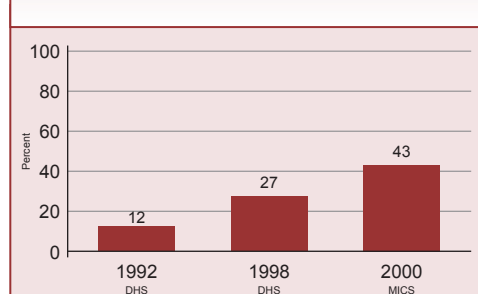
Percent HIV+ pregnant women receiving ARVs for PMTCT



Source: Other NS

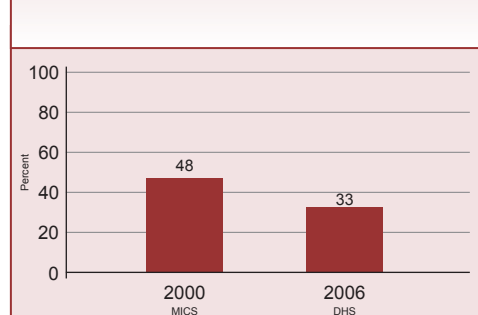
Diarrhoeal disease treatment

Percent children < 5 years with diarrhoea receiving oral rehydration therapy or increased fluids, with continued feeding



Malaria treatment

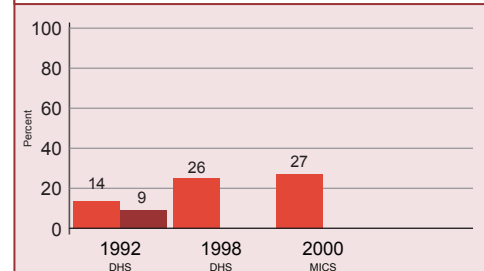
Percent febrile children < 5 years using antimalarials



Source: MICS, DHS

Pneumonia treatment

Percent children < 5 years with suspected pneumonia taken to appropriate health provider
Percent children < 5 years with suspected pneumonia receiving antibiotics

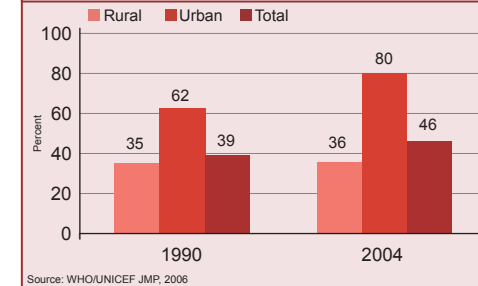


Source: DHS, DHS, MICS

WATER AND SANITATION

Water

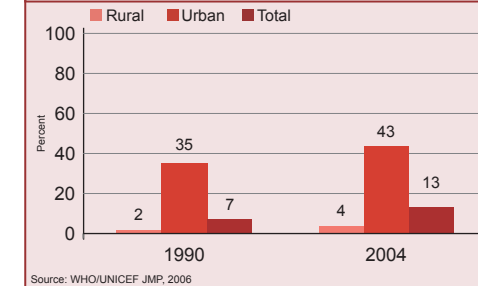
Percent population using improved drinking water sources



Source: WHO/UNICEF JMP, 2006

Sanitation

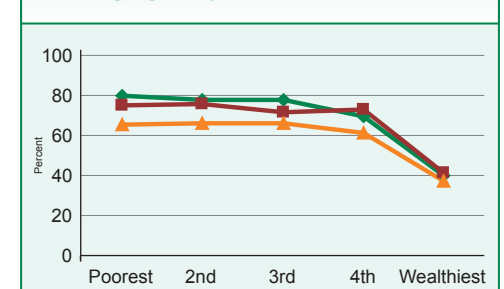
Percent population using improved sanitation facilities



Source: WHO/UNICEF JMP, 2006

EQUITY

Coverage gap by wealth quintile



	1998 DHS	2000 MICS	2006 MICS
Coverage gap (%)	70	67	60
Ratio poorest/wealthiest	2.0	1.8	1.8
Difference poorest-wealthiest (%)	40	34	29

POLICIES

International Code of Marketing of Breastmilk Substitutes	Partial
New ORS formula and zinc for management of diarrhoea	Yes
Community treatment of pneumonia with antibiotics	Yes
IMCI adapted to cover newborns 0-1 week of age	Yes
Costed implementation plan(s) for maternal, newborn and child health available	Yes
Midwives be authorised to administer a core set of life saving interventions	Yes
Maternity protection in accordance with ILO Convention 183	Partial
Specific notification of maternal deaths	No

SYSTEMS

Financial Flows and Human Resources	
Per capita total expenditure on health (US\$)	26 (2007)
General government expenditure on health as % of total government expenditure (%)	10 (2007)
Out-of-pocket expenditure as % of total expenditure on health (%)	40 (2007)
Density of health workers (per 1000 population)	0.3 (2004)
Official Development Assistance to child health per child (US\$)	5 (2005)
Official Development Assistance to maternal and neonatal health per live birth (US\$)	5 (2005)
National availability of Emergency Obstetric Care services (% of recommended minimum)	68 (2000)