



History of Countdown to 2015

**Zulfiqar Bhutta, Founding Director
Center of Excellence in Women and
Child Health
Aga Khan University
Co-chair, Countdown**



#CD2015




Countdown Origins

2003 Lancet Child Survival Series

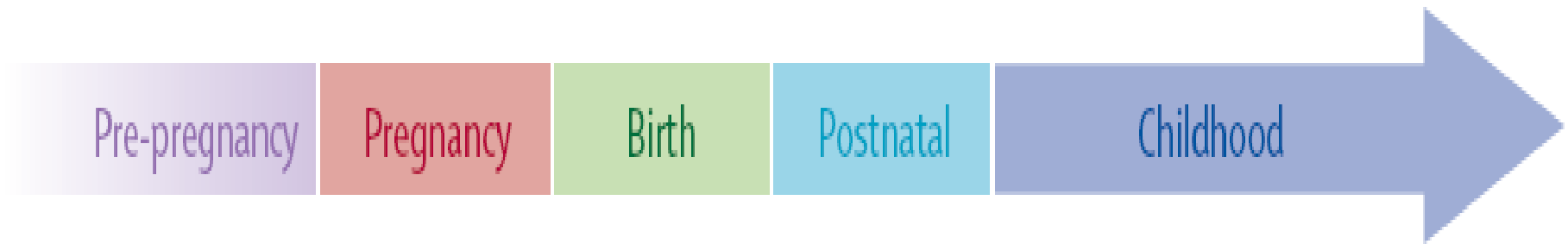
2005 Lancet Neonatal Series

A refrain from the United Nations, NGOs, and civil society:

- ⇒ Effective interventions are available
- ⇒ Coverage is unacceptably low and inequitable
- ⇒ We need to MAKE NOISE



An evolution from child survival to the continuum of care



Who is Countdown?

1. Individuals:

scientists/academics,
policymakers, public health
workers, communications
experts, teachers...

2. Governments:

RMNCH policymakers,
members of Parliament...

3. Organizations:

NGOs, UN agencies,
HCPAs, donors,
medical journals...

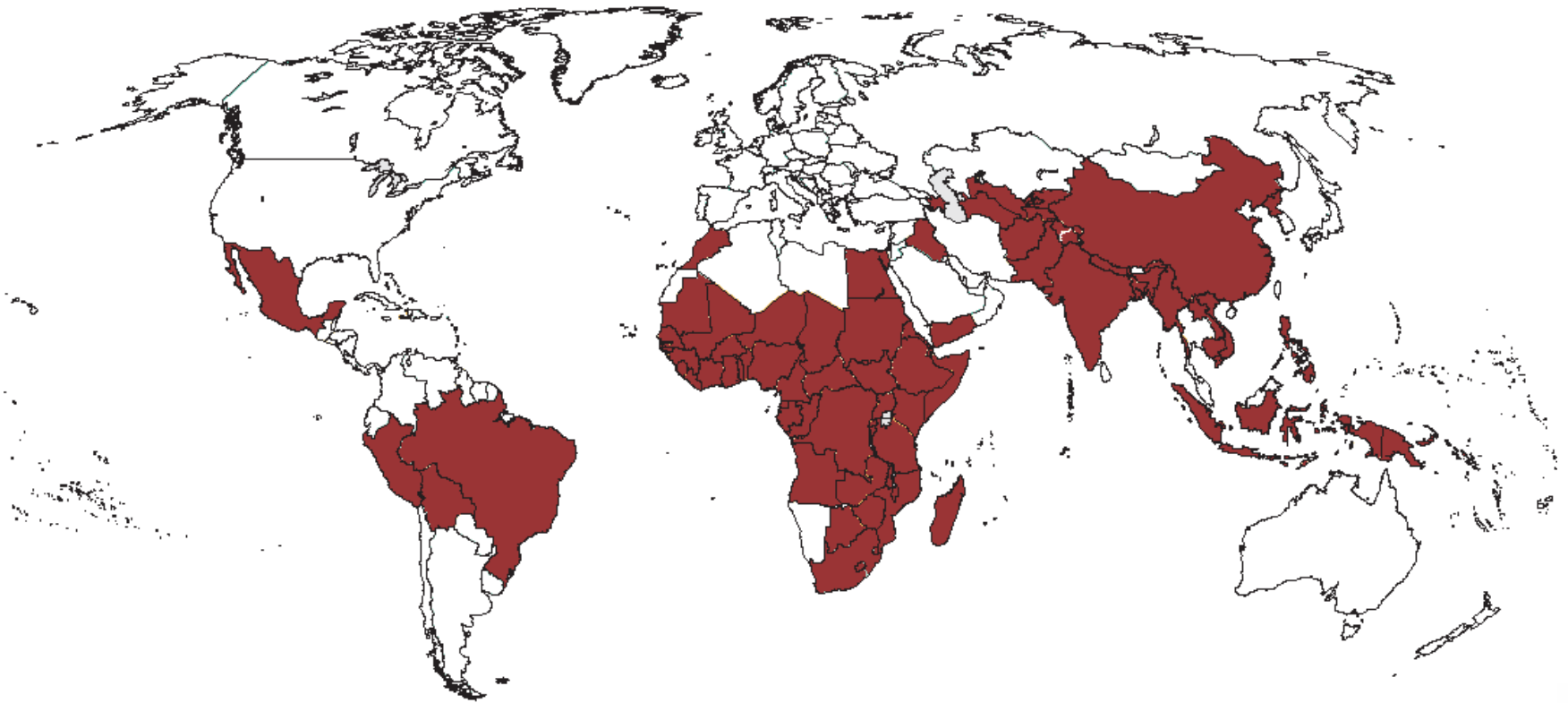


#CD2015

www.countdown2015mnch.org

Where is Countdown?

75 countries that together account for > 95% of maternal and child deaths worldwide.

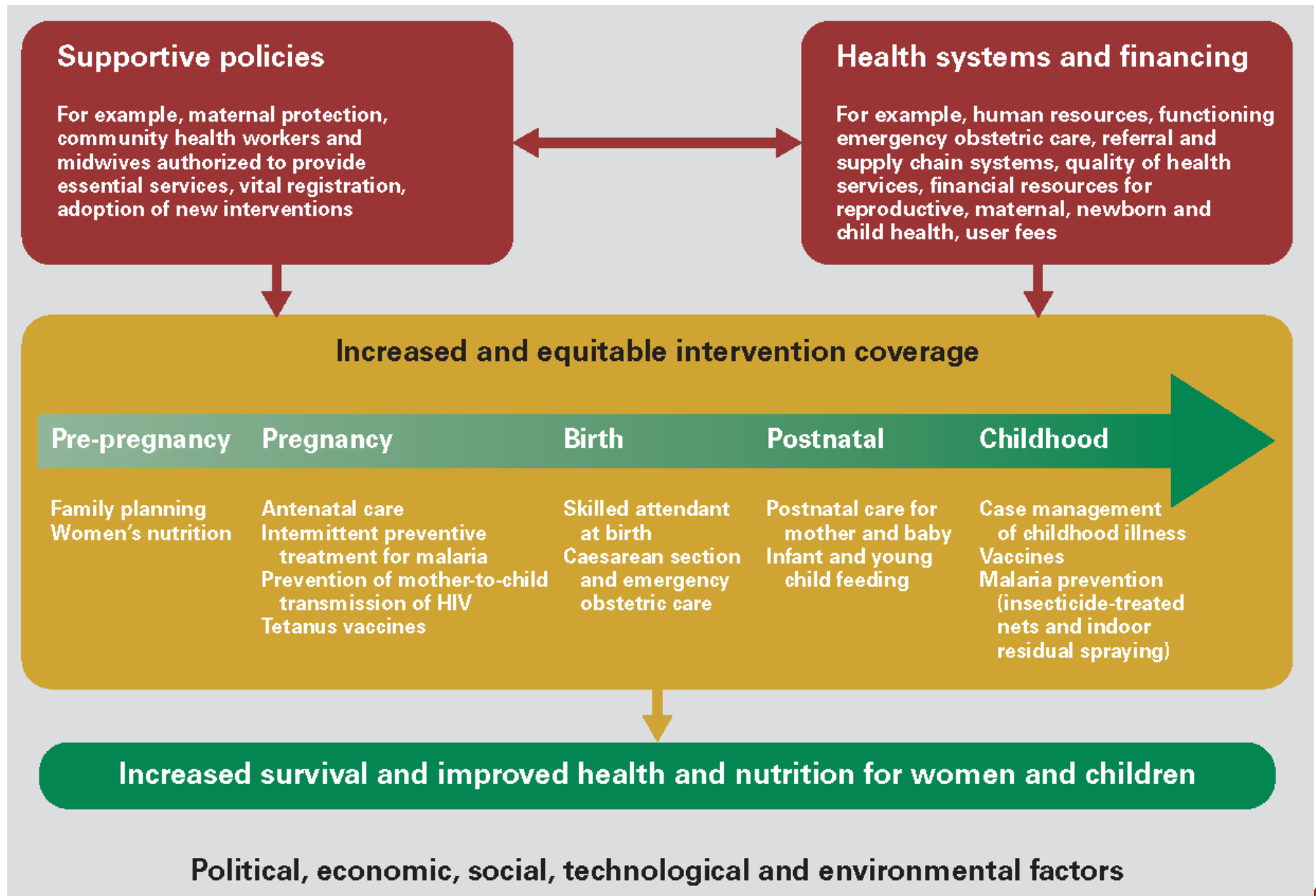


Countdown Aims

- To disseminate the best and most recent information on country-level progress
- To take stock of progress and propose new actions
- To hold governments, partners and donors accountable wherever progress is lacking



The Countdown Impact Model



Countdown Activities

- **Analyze country-level coverage and trends** for interventions proven to reduce maternal, newborn and child mortality
- **Track indicators** for determinants of coverage (policies and health system strength; financial flows; equity)
- **Identify knowledge and data gaps** across the RMNCH continuum of care
- **Conduct research and analysis**
- **Support country-level Countdowns**
- **Produce materials, organize global conferences and develop web site** to share findings



Four Technical Working Groups, each responsible for conducting R&A

Political, economic, social,
technological, environmental factors

Financial Flows

- ODA
- Domestic

Health Systems & Policies

- Human resources
- Policies
- Health systems Strength

Health System

Coverage

- Health status
- Coverage

Family & Community

Equity

- SES
- Gender
- Geographic

Countdown products



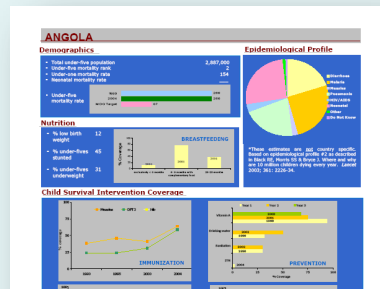
Reports & media materials

Country Profiles

Publications



Monitoring maternal, newborn and child health: understanding key progress indicators



From Technical Working Groups


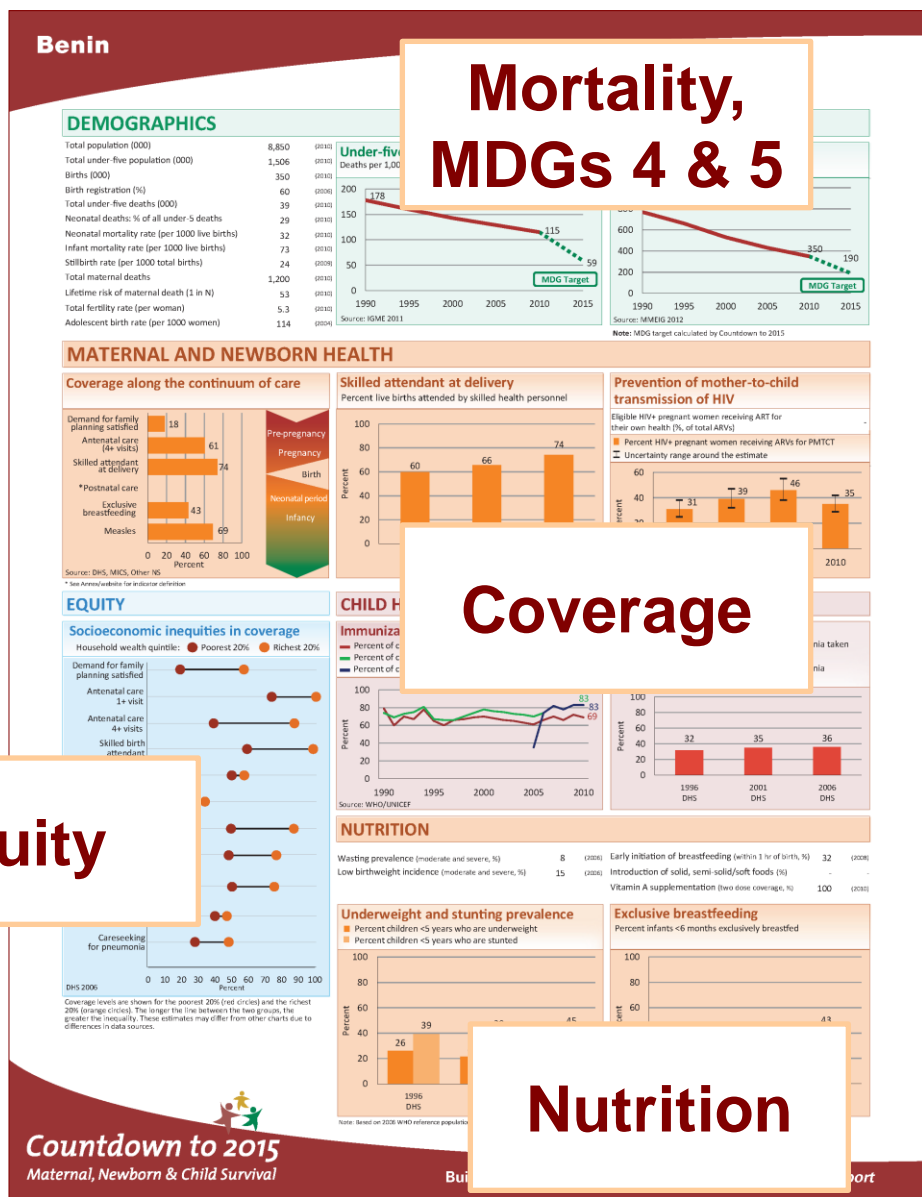


And from countries



Countdown profiles present latest data for each country

First page of country profile highlights all COIA indicators; 1-page profiles will be published annually

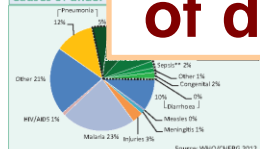


Countdown profiles present latest data for each country

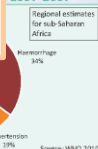
Causes of death

DEMOGRAPHIC

Causes of under-5 deaths



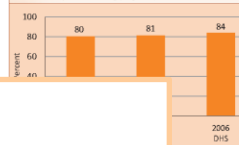
1997-2007



MATERNAL AND NEWBORN HEALTH


Antenatal care

Percent of women aged 15-49 years attended at least once by a skilled health provider during pregnancy



Contraception

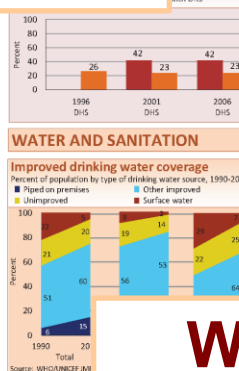
Demand for family planning satisfied (%)



WATER AND SANITATION

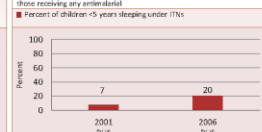
Improved drinking water coverage

Percent of population by type of drinking water source, 1990-2010



Malaria prevention and treatment

Percent of children receiving first line treatment among those receiving any antimalarial



Water/sanitation

Benin

POLICIES

Maternity protection in accordance with Convention 183	Yes
Specific notification of maternal deaths	Yes
Midwifery personnel authorized to administer core set of life saving interventions	Partial
International Code of Marketing of Breastmilk Substitutes	Yes
Postnatal home visits in first week of life	Yes
Community treatment of pneumonia with antibiotics	Yes

SYSTEMS

Low cost/mid-level management	Yes
Rotavirus vaccine	Yes
Pneumococcal vaccine	Yes
Costed national plan(s) for maternal and child health	Yes
Density of doctors and nurses per 10,000 people	65 (2010)
National availability of obstetric care (per 10,000 people)	10 (2010)
General government expenditure on health as % of total government expenditure (%)	47 (2010)
Out-of-pocket expenditure as % of total expenditure on health (%)	22 (2010)
Official development assistance to maternal and neonatal health per live birth (US\$)	41 (2010)

Policies, systems, finance

Coverage

Full two-page profiles include additional indicators; full report published bi-annually



**Building a Future
for Women and Children**

The 2012 Report

Countdown Global Events

2005 in London

Tracking Progress in Child Survival Countdown to 2015

The first in a series of two-yearly rolling reviews of progress in child survival as called for in the Bellagio/Lancet Child Survival series 2003.



2008 in Cape Town



61 country delegations!

2010 in DC

Joint with Women Deliver

Plenary and 4 sessions:
Most highly rated by conference participants



#CD2015

Country Countdown Events & Products

■ Senegal, 2006

- ⇒ High level engagement of key partners (Ministries of health and finance, initiated by UNICEF)
- ⇒ Strategic planning for scale-up of effective MNCH interventions

■ Zambia, 2008

- ⇒ MoH initiated and convened
- ⇒ National prioritization of MNC mortality reduction

■ Nigeria, January 2011

- ⇒ FMOH convened in partnership with Save the Children; launched by First Lady
- ⇒ Country report and 36 state profiles

■ Niger, September 2012

- ⇒ Case study (Lancet)
- ⇒ Presentation at joint session with iERG (September 2012 in NY)

■ More coming as part of accountability agenda!

Countdown Moving Forward

Four streams of work to promote accountability, 2011 to 2015 and beyond

1. Produce country profiles/report every year
2. Conduct analyses and generate new knowledge, including special reports on the priority indicators for the accountability agenda
3. Share findings through products and events
4. Support country-level Countdowns and in-depth case studies focusing on subnational data and response



Upcoming Countdown Events

- Presentation(s) at Women Deliver Conference, Kuala Lumpur, May 2013
- Country Countdown Orientation Workshop, Kuala Lumpur, May 31, 2013



Thank you



#CD2015